


Sea turtles:

Environment, anatomy and life cycle



**GLOBAL
ENGLISH
CAMP**

Learn, create and grow with a study adventure of a lifetime.

Learning Objectives

- Learn about marine animals
- Learn vocabulary about the environment of the sea turtle
- Learn vocabulary about the anatomy of the sea turtle
- Learn vocabulary about the life cycle of the sea turtle
- Do interactive activities about sea turtles



**GLOBAL
ENGLISH
CAMP**

Learn, explore and grow on a study adventure of a lifetime

Class rules



Listen and
be quiet



Speak English
loud and clear



Raise your hand
and wait your turn



No eating



Try your best!



Have fun!



How many sea animals
do you know?

GLOBAL
ENGLISH
CAMP

Learn, create and grow our study adventures



jellyfish



seahorse



seal



dolphin



Study Bali
INTERNATIONAL

octopus



crab



GLOBAL
ENGLISH
CAMP

Learn, create and grow on a study adventure of a lifetime.

fish



shark



penguin



starfish



Sea turtles





GLOBAL
ENGLISH
CAMP

Learn, create and grow on a study adventure of a lifetime

Guess the animal



StudyBali
INTERNATIONAL



GLOBAL
ENGLISH
CAMP

Learn, create and grow on a study adventure of a lifetime


Pictionary

Let's draw!



GLOBAL
ENGLISH
CAMP



Learn, create and grow on a team international in Bali



Let's sing!

Questions

1. What animals did you see?
2. How many sea horses did you see?
3. How many pufferfish did you see?
4. How many crabs did you see?
5. What is the song about?
6. Where is the sea turtle in the beginning?
7. Where is the sea turtle at the end?
8. Is his shell hard or soft?
9. How many sea turtles did you see?
10. What is it behind the sea turtles?




Vocabulary



Sea

The large area of salt water that covers most of the earth's surface and surrounds the land masses.



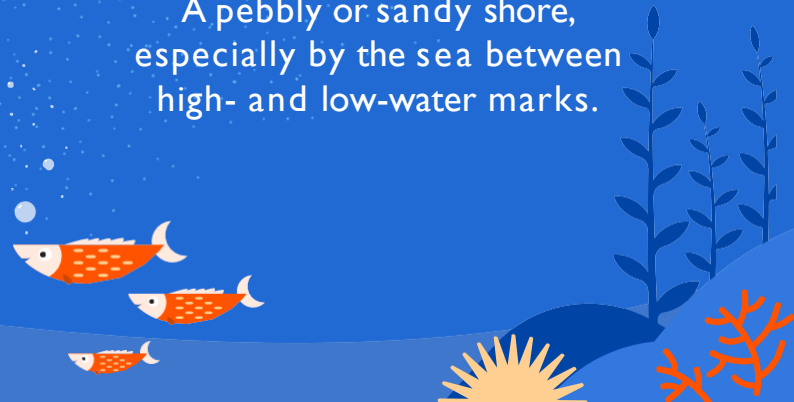
Ocean

A very large area of sea.



Beach

A pebbly or sandy shore, especially by the sea between high- and low-water marks.



Sea turtle

Back
leg/flipper

Front leg/
Flipper

Head

Neck


Tail

Shell

Eye

Beak

Claw




Sea turtle



[Blank label box]

[Blank label box]

[Blank label box]



[Blank label box]


[Blank label box]

[Blank label box]

[Blank label box]

[Blank label box]

[Blank label box]



Sea turtle species in Thailand



เต่ามะเฟือง

Leatherback Turtle



เต่าตนุ

Green Turtle



Hawksbill Turtle



เต่าหญ้า

Olive Ridley Turtle





เต่าหัวปอนด์

Loggerhead Turtle

Sea turtles are graceful saltwater reptiles, well adapted to life in their marine world. With streamlined bodies and flipper-like limbs, they are able to navigate across the oceans. From eight species of sea turtle found worldwide, five species can be found in Thai waters: Leatherback turtle, Green turtle, Hawksbill turtle, Olive ridley turtle and Loggerhead turtle.

The life cycle of a sea turtle




Think about how you are growing to become an adult.

This is called your life cycle.

At first, you were a little baby, then a toddler, next a child, after that you will become a teenager and then an adult.

Turtles have a similar life cycle, but they don't go through the exact same phases. Mother turtles lay eggs, they hatch to become babies (or hatchlings), then they become juveniles, and after that they become adults. Let's learn more about each phase.



The life cycle of a sea turtle



1



Egg

The turtle starts off as an egg.

2



Hatchling

The hatchling (baby turtle) hatches from the egg.

3



Juvenile

The hatchling grows into a juvenile (young) turtle.

4



Adult

The adult turtle mates and reproduces.

5



Nesting


The female turtle crawls onto the beach to lay eggs of her own.

GLOBAL
ENGLISH
CAMP

Learn, play and grow on a study's culture of a lifetime



What's missing?



1



Egg

2



Juvenile

3



Adult

4




Nesting

5



What's missing?



1



2



Hatchling

3



Juvenile

4



5



Nesting


GLOBAL
ENGLISH
CAMP



Learn, play and grow on a study's culture of a lifetime



What's missing?



1



Egg

2



Hatchling

3



4



Adult

5



GLOBAL
ENGLISH
CAMP



Learn, read, and play on a study's culture of a lifetime



Sea turtle 101



True or false?



1. Sea turtles are mammals.
2. Sea turtles have lived since the time of dinosaurs.
3. The first turtle lived 10 million years ago.
4. The leatherback turtle is the largest turtle.
5. Sea turtles can lay more than 150 eggs at a time.
6. A female turtle protects her hatchlings.
7. The sex of a hatchling is determined by temperature.
8. Sea turtles are not endangered.
9. Sea turtles live on land.




Sea turtle life cycle game

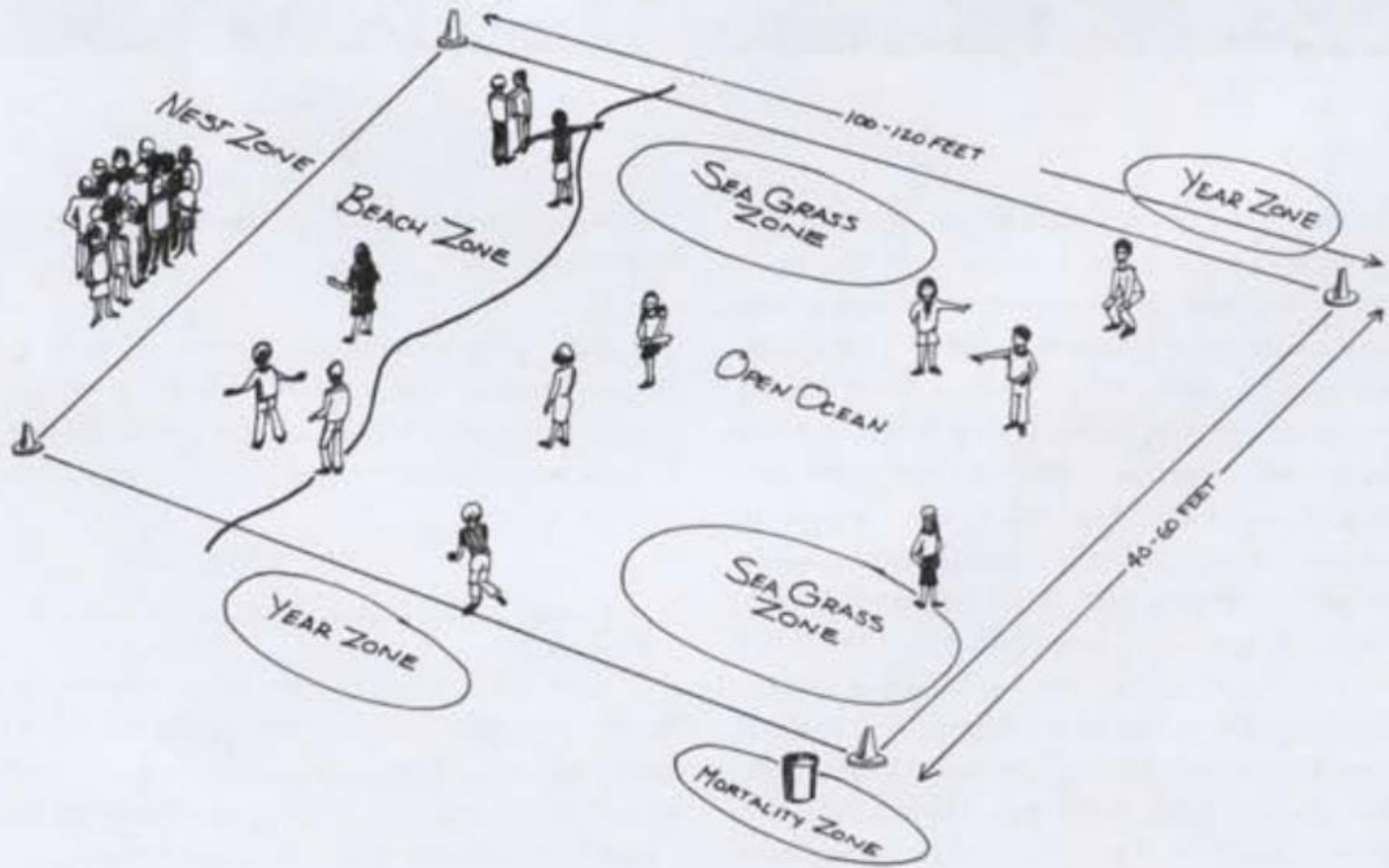
MATERIALS:

- String or paper to indicate zones
- Bag/envelope with 10 health tokens for each turtle
- Tags for threats (e.g. predators, human activities)
- Year tokens



1. Form two groups: (1) Sea turtles, (2) threats
2. Create five zones: (1) Nest, (2) Beach, (3) Sea, (4) Sea grass zone, (5) Year Zones
3. Turtle objective: Avoid threats, collect 5 year tokens (each token = 2 years) and return to the beach zone to nest
4. Threat objective: Divide and spread out on land and sea, and cause the turtles to lose lives and die
5. Turtles have to survive for ten years, collect year tokens in the year zones and return to the beach zone to nest
6. The turtles who survive win the game, if no turtles survive, the threats win.





STEAM activity: Protecting sea turtles

- Form groups of 3-5.
- Brainstorm ideas how to protect sea turtles and how to keep the eggs and hatchlings safe.
- Draw and build your ideas



Brainstorm



1. Form groups of 3-5.
2. Brainstorm what we can do to save sea turtles and other life forms in the sea.
3. Why is it important?

Reduce.
Reuse.
Recycle.



Review:

Put the life cycle in the right order
and name the stages

?



?




?



?



?



Cool down game: Telephone



1. **Students form a circle**
2. **The teacher whispers a sentence about sea turtles in the student's ear.**
3. **The student whispers the sentence into the ear of the student on their left.**
4. **The last student repeats the sentence aloud.**

Reflection

What I already knew	What I learned today	What I want to learn

**GLOBAL
ENGLISH
CAMP**

Learn, explore and grow on a study adventure of a lifetime



Thanks!



**GLOBAL
ENGLISH
CAMP**

